



REKSAN

Makina Otomotiv San. ve Tic. Ltd. Şti.



www.reksanmakina.com.tr
www.reksanmakina.com.ru

ÜRÜN

KATALOĞU

Product Catalogue

Reksan Makina San. Tic. Ltd. Şti. 2009 yılında dorse fren sistemlerinde bağlantı elemanları üretimine başlamıştır. Ana konumuz havalı fren parçalarının üretimi ve ticaretidir.

Ayrıca, çekici ve dorselerdeki diğer yedek parça ve sarf malzemeleri konusunda alanında lider üretici ve ithalatçı firmalarla ana bayilik anlaşmaları yaparak bu ürünlerin de ticaretini yapmaktayız.


Reksan Makina genç ve dinamik yapısıyla sektöründe hızla büyümektedir.

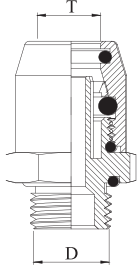
Firma olarak amacımız; üretimde kaliteyi her geçen gün artırmak, iç ve dış pazarda müşterilerimize ürünlerimizi zamanında ve uygun fiyatlarla ulaştırmaktır. Ayrıca ülke ekonomisine, istihdama ve sektöre katkıda bulunmayı kendisine hedef edinmiştir.

Firmamız aynı zamanda Marka Tescil Belgesi ve ISO 9001:2015 Kalite Belgesine sahiptir.

With 15 years of experience in the sector, Reksan Makina Otomotiv San. Tic. Ltd. Şti. started the production of connecting equipment for trailer brake systems in 2009 and the production of air brake hoses in 2020. Our main activity is the production and trade of air brake parts. In addition, we trade in other spare parts and consumables in tow trucks and trailers by making main dealership agreements with leading manufacturers and importer companies in the field of these products.

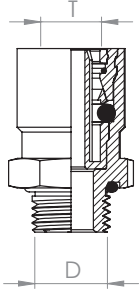
Reksan Makina is growing rapidly in its sector with its young and dynamic structure. Our goal as a company is to increase the quality of production every day, and to deliver our products to our customers in the domestic and foreign markets on time and at reasonable prices. In addition, we aim to contribute to the national economy, employment, and the sector. Our company has domestic and international trademark registration certificates and ISO 9001:2015 Quality certificate.





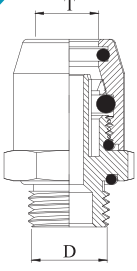
**HORTUM ADAPTÖRÜ
PUSH - IN COUPLING**

KOD	AÇIKLAMA	DİŞ	HORTUM(Ø)
RKS.R01.0001	HORTUM ADAPTÖRÜ - PUSH-IN COUPLING	R1/8	6x4
RKS.R01.0002	HORTUM ADAPTÖRÜ - PUSH-IN COUPLING	M10x1.0	6x4
RKS.R01.0003	HORTUM ADAPTÖRÜ - PUSH-IN COUPLING	M12x1.5	6x4
RKS.R01.0004	HORTUM ADAPTÖRÜ - PUSH-IN COUPLING	R1/4	6x4
RKS.R01.0005	HORTUM ADAPTÖRÜ - PUSH-IN COUPLING	M14x1.5	6x4
RKS.R01.0006	HORTUM ADAPTÖRÜ - PUSH-IN COUPLING	M16x1.5	6x4
RKS.R01.0007	HORTUM ADAPTÖRÜ - PUSH-IN COUPLING	M22x1.5	6x4



**HORTUM ADAPTÖRÜ
PUSH - IN COUPLING**

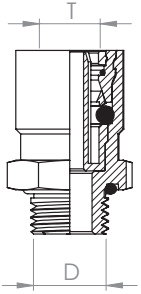
KOD	AÇIKLAMA	DİŞ	HORTUM(Ø)
RKS.R01.0008	HORTUM ADAPTÖRÜ - PUSH-IN COUPLING	R1/8	8x6
RKS.R01.0052	HORTUM ADAPTÖRÜ - PUSH-IN COUPLING	M10x1.0	8x6
RKS.R01.0009	HORTUM ADAPTÖRÜ - PUSH-IN COUPLING	M12x1.5	8x6
RKS.R01.0010	HORTUM ADAPTÖRÜ - PUSH-IN COUPLING	R1/4	8x6
RKS.R01.0011	HORTUM ADAPTÖRÜ - PUSH-IN COUPLING	M14x1.5	8x6
RKS.R01.0012	HORTUM ADAPTÖRÜ - PUSH-IN COUPLING	M16x1.5	8x6
RKS.R01.0013	HORTUM ADAPTÖRÜ - PUSH-IN COUPLING	R3/8	8x6
RKS.R01.0014	HORTUM ADAPTÖRÜ - PUSH-IN COUPLING	R1/2	8x6
RKS.R01.0015	HORTUM ADAPTÖRÜ - PUSH-IN COUPLING	M22x1.5	8x6



HORTUM ADAPTÖRÜ PUSH - IN COUPLING

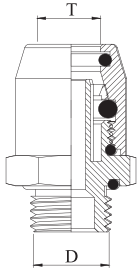
KOD	AÇIKLAMA	DİŞ	HORTUM(Ø)
RKS.R01.0016	HORTUM ADAPTÖRÜ - PUSH-IN COUPLING	M12x1.5	9x6
RKS.R01.0019	HORTUM ADAPTÖRÜ - PUSH-IN COUPLING	M16x1.5	9x6
RKS.R01.0020	HORTUM ADAPTÖRÜ - PUSH-IN COUPLING	M22x1.5	9x6

KOD	AÇIKLAMA	DİŞ	HORTUM(Ø)
RKS.R01.0022	HORTUM ADAPTÖRÜ - PUSH-IN COUPLING	M12x1.5	10x8
RKS.R01.0023	HORTUM ADAPTÖRÜ - PUSH-IN COUPLING	R1/4	10x8
RKS.R01.0024	HORTUM ADAPTÖRÜ - PUSH-IN COUPLING	M14x1.5	10x8
RKS.R01.0025	HORTUM ADAPTÖRÜ - PUSH-IN COUPLING	M16x1.5	10x8
RKS.R01.0026	HORTUM ADAPTÖRÜ - PUSH-IN COUPLING	M22x1.5	10x8



HORTUM ADAPTÖRÜ PUSH - IN COUPLING

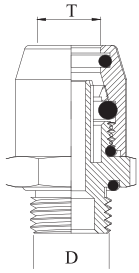
KOD	AÇIKLAMA	DİŞ	HORTUM(Ø)
RKS.R01.0027	HORTUM ADAPTÖRÜ - PUSH-IN COUPLING	M12x1.5	12x9
RKS.R01.0030	HORTUM ADAPTÖRÜ - PUSH-IN COUPLING	R1/4	12x9
RKS.R01.0031	HORTUM ADAPTÖRÜ - PUSH-IN COUPLING	M14x1.5	12x9
RKS.R01.0032	HORTUM ADAPTÖRÜ - PUSH-IN COUPLING	M16x1.5	12x9
RKS.R01.0033	HORTUM ADAPTÖRÜ - PUSH-IN COUPLING	R3/8	12x9
RKS.R01.0034	HORTUM ADAPTÖRÜ - PUSH-IN COUPLING	R1/2	12x9
RKS.R01.0035	HORTUM ADAPTÖRÜ - PUSH-IN COUPLING	M22x1.5	12x9
RKS.R01.0070	HORTUM ADAPTÖRÜ - PUSH-IN COUPLING	M26x1.5	12x9



**HORTUM ADAPTÖRÜ
PUSH - IN COUPLING**

KOD	AÇIKLAMA	DİŞ	HORTUM(Ø)
RKS.R01.0039	HORTUM ADAPTÖRÜ - PUSH-IN COUPLING	M16x1.5	14x10
RKS.R01.0041	HORTUM ADAPTÖRÜ - PUSH-IN COUPLING	M22x1.5	14x10

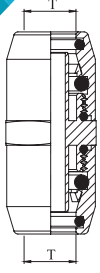
KOD	AÇIKLAMA	DİŞ	HORTUM(Ø)
RKS.R01.0043	HORTUM ADAPTÖRÜ - PUSH-IN COUPLING	M16x1.5	15x12
RKS.R01.0044	HORTUM ADAPTÖRÜ - PUSH-IN COUPLING	R1/2	15x12
RKS.R01.0045	HORTUM ADAPTÖRÜ - PUSH-IN COUPLING	M22x1.5	15x12
RKS.R01.0046	HORTUM ADAPTÖRÜ - PUSH-IN COUPLING	M26x1.5	15x12



**HORTUM ADAPTÖRÜ
PUSH - IN COUPLING**

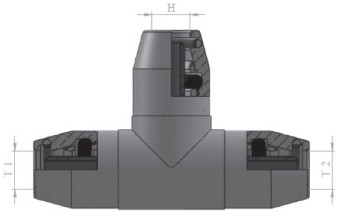
KOD	AÇIKLAMA	DİŞ	HORTUM(Ø)
RKS.R01.0049	HORTUM ADAPTÖRÜ - PUSH-IN COUPLING	M16x1.5	16x12
RKS.R01.0050	HORTUM ADAPTÖRÜ - PUSH-IN COUPLING	M22x1.5	16x12
RKS.R01.0051	HORTUM ADAPTÖRÜ - PUSH-IN COUPLING	M26x1.5	16x12

KOD	AÇIKLAMA	DİŞ	HORTUM(Ø)
RKS.R01.0071	HORTUM ADAPTÖRÜ - PUSH-IN COUPLING	M22x1.5	18x14
RKS.R01.0072	HORTUM ADAPTÖRÜ - PUSH-IN COUPLING	M26x1.5	18x14




**ÇİFT YÖNLÜ HORTUM ADAPTÖRÜ
HORTUM CONNECTOR**

KOD	AÇIKLAMA	HORTUM(Ø)	HORTUM(Ø)
RKS.R02.0001	ÇİFT YÖNLÜ HORTUM ADAPTÖRÜ - HORTUM CONNECTOR	6x4	6x4
RKS.R02.0002	ÇİFT YÖNLÜ HORTUM ADAPTÖRÜ - HORTUM CONNECTOR	8x6	8x6
RKS.R02.0003	ÇİFT YÖNLÜ HORTUM ADAPTÖRÜ - HORTUM CONNECTOR	9x6	9x6
RKS.R02.0004	ÇİFT YÖNLÜ HORTUM ADAPTÖRÜ - HORTUM CONNECTOR	10x8	10x8
RKS.R02.0005	ÇİFT YÖNLÜ HORTUM ADAPTÖRÜ - HORTUM CONNECTOR	12x9	12x9
RKS.R02.0006	ÇİFT YÖNLÜ HORTUM ADAPTÖRÜ - HORTUM CONNECTOR	14x10	14x10
RKS.R02.0007	ÇİFT YÖNLÜ HORTUM ADAPTÖRÜ - HORTUM CONNECTOR	15x12	15x12
RKS.R02.0008	ÇİFT YÖNLÜ HORTUM ADAPTÖRÜ - HORTUM CONNECTOR	16x12	16x12
RKS.R02.0012	ÇİFT YÖNLÜ HORTUM ADAPTÖRÜ - HORTUM CONNECTOR	18x14	18x14
RKS.R02.0009	ÇİFT YÖNLÜ HORTUM ADAPTÖRÜ - HORTUM CONNECTOR	6x4	8x6



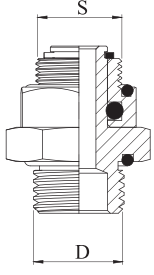
**ÜÇ YOLLU 'T' HORTUM ADAPTÖRÜ
THREE WAY CONNECTOR**

KOD	AÇIKLAMA	H(Ø)	T1-T2(Ø)
RKS.R03.0001	ÜÇ YOLLU 'T' HORTUM ADAPTÖRÜ - THREE WAY CONNECTOR	6x4	6x4
RKS.R03.0002	ÜÇ YOLLU 'T' HORTUM ADAPTÖRÜ - THREE WAY CONNECTOR	8x6	8x6
RKS.R03.0003	ÜÇ YOLLU 'T' HORTUM ADAPTÖRÜ - THREE WAY CONNECTOR	9x6	9x6
RKS.R03.0004	ÜÇ YOLLU 'T' HORTUM ADAPTÖRÜ - THREE WAY CONNECTOR	10x8	10x8
RKS.R03.0005	ÜÇ YOLLU 'T' HORTUM ADAPTÖRÜ - THREE WAY CONNECTOR	12x9	12x9
RKS.R03.0006	ÜÇ YOLLU 'T' HORTUM ADAPTÖRÜ - THREE WAY CONNECTOR	14x10	14x10
RKS.R03.0007	ÜÇ YOLLU 'T' HORTUM ADAPTÖRÜ - THREE WAY CONNECTOR	15x12	15x12
RKS.R03.0008	ÜÇ YOLLU 'T' HORTUM ADAPTÖRÜ - THREE WAY CONNECTOR	16x12	16x12
RKS.R03.0009	ÜÇ YOLLU 'T' HORTUM ADAPTÖRÜ - THREE WAY CONNECTOR	8x6	6x4
RKS.R03.0010	ÜÇ YOLLU 'T' HORTUM ADAPTÖRÜ - THREE WAY CONNECTOR	6x4	8x6



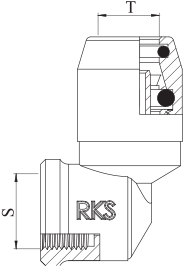
**SOKETLİ DİRSEK 90' HAREKETLİ
ROTARY HOSE ELBOW**

KOD	AÇIKLAMA	DİŞ	HORTUM(Ø)
RKS.R04.0003	SOKETLİ DİRSEK 90' HAREKETLİ - ROTARY HOSE ELBOW	M12x1.5	6x4
RKS.R04.0004	SOKETLİ DİRSEK 90' HAREKETLİ - ROTARY HOSE ELBOW	R1/4	6x4
RKS.R04.0006	SOKETLİ DİRSEK 90' HAREKETLİ - ROTARY HOSE ELBOW	M16x1.5	6x4
RKS.R04.0007	SOKETLİ DİRSEK 90' HAREKETLİ - ROTARY HOSE ELBOW	M22x1.5	6x4
RKS.R04.0010	SOKETLİ DİRSEK 90' HAREKETLİ - ROTARY HOSE ELBOW	M12x1.5	8x6
RKS.R04.0011	SOKETLİ DİRSEK 90' HAREKETLİ - ROTARY HOSE ELBOW	R1/4	8x6
RKS.R04.0013	SOKETLİ DİRSEK 90' HAREKETLİ - ROTARY HOSE ELBOW	M16x1.5	8x6
RKS.R04.0016	SOKETLİ DİRSEK 90' HAREKETLİ - ROTARY HOSE ELBOW	M22x1.5	8x6
RKS.R04.0041	SOKETLİ DİRSEK 90' HAREKETLİ - ROTARY HOSE ELBOW	M16x1.5	9x6
RKS.R04.0042	SOKETLİ DİRSEK 90' HAREKETLİ - ROTARY HOSE ELBOW	M22x1.5	9x6
RKS.R04.0024	SOKETLİ DİRSEK 90' HAREKETLİ - ROTARY HOSE ELBOW	M16x1.5	10x8
RKS.R04.0025	SOKETLİ DİRSEK 90' HAREKETLİ - ROTARY HOSE ELBOW	M22x1.5	10x8
RKS.R04.0028	SOKETLİ DİRSEK 90' HAREKETLİ - ROTARY HOSE ELBOW	M12x1.5	12x9
RKS.R04.0029	SOKETLİ DİRSEK 90' HAREKETLİ - ROTARY HOSE ELBOW	R1/4	12x9
RKS.R04.0031	SOKETLİ DİRSEK 90' HAREKETLİ - ROTARY HOSE ELBOW	M16x1.5	12x9
RKS.R04.0033	SOKETLİ DİRSEK 90' HAREKETLİ - ROTARY HOSE ELBOW	M22x1.5	12x9
RKS.R04.0036	SOKETLİ DİRSEK 90' HAREKETLİ - ROTARY HOSE ELBOW	M16x1.5	15x12
RKS.R04.0037	SOKETLİ DİRSEK 90' HAREKETLİ - ROTARY HOSE ELBOW	M22x1.5	15x12
RKS.R04.0039	SOKETLİ DİRSEK 90' HAREKETLİ - ROTARY HOSE ELBOW	M16x1.5	16x12
RKS.R04.0040	SOKETLİ DİRSEK 90' HAREKETLİ - ROTARY HOSE ELBOW	M22x1.5	16x12



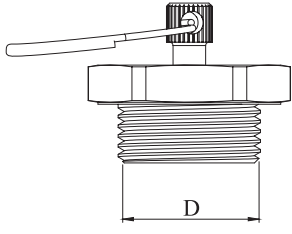
**SOKET(P5)
SCREW PLUG-IN (P5)**

KOD	AÇIKLAMA	DİŞ (D)	DİŞ (S)
RKS.R05.0001	SOKET(P5) - SCREW PLUG-IN (P5)	R1/8	(P5)
RKS.R05.0002	SOKET(P5) - SCREW PLUG-IN (P5)	M10x1.0	(P5)
RKS.R05.0003	SOKET(P5) - SCREW PLUG-IN (P5)	M12x1.5	(P5)
RKS.R05.0004	SOKET(P5) - SCREW PLUG-IN (P5)	R1/4	(P5)
RKS.R05.0005	SOKET(P5) - SCREW PLUG-IN (P5)	M14x1.5	(P5)
RKS.R05.0006	SOKET(P5) - SCREW PLUG-IN (P5)	M16x1.5	(P5)
RKS.R05.0007	SOKET(P5) - SCREW PLUG-IN (P5)	R3/8	(P5)
RKS.R05.0008	SOKET(P5) - SCREW PLUG-IN (P5)	R1/2	(P5)
RKS.R05.0009	SOKET(P5) - SCREW PLUG-IN (P5)	M22x1.5	(P5)



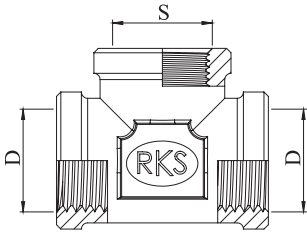
**SOKETSİZ DİRSEK 90' HAREKETLİ
ELBOW FOR PLUG IN (P5)**

KOD	AÇIKLAMA	DİŞ (S)	HORTUM(Ø)
RKS.R06.0001	SOKETSİZ DİRSEK 90' HAREKETLİ - ELBOW FOR PLUG IN (P5)	(P5)	6x4
RKS.R06.0002	SOKETSİZ DİRSEK 90' HAREKETLİ - ELBOW FOR PLUG IN (P5)	(P5)	8x6
RKS.R06.0003	SOKETSİZ DİRSEK 90' HAREKETLİ - ELBOW FOR PLUG IN (P5)	(P5)	9x6
RKS.R06.0004	SOKETSİZ DİRSEK 90' HAREKETLİ - ELBOW FOR PLUG IN (P5)	(P5)	10x8
RKS.R06.0005	SOKETSİZ DİRSEK 90' HAREKETLİ - ELBOW FOR PLUG IN (P5)	(P5)	12x9
RKS.R06.0006	SOKETSİZ DİRSEK 90' HAREKETLİ - ELBOW FOR PLUG IN (P5)	(P5)	14x10
RKS.R06.0007	SOKETSİZ DİRSEK 90' HAREKETLİ - ELBOW FOR PLUG IN (P5)	(P5)	15x12
RKS.R06.0008	SOKETSİZ DİRSEK 90' HAREKETLİ - ELBOW FOR PLUG IN (P5)	(P5)	16x12



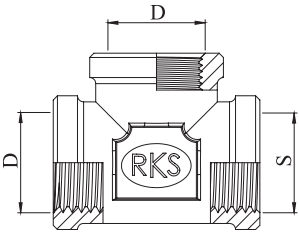
ÇEKVALF (SU ALMA TAPASI)
DRAIN VALVE

KOD	AÇIKLAMA	DİŞ
RKS.R08.0003	ÇEKVALF (SU ALMA TAPASI) - DRAIN VALVE	R1/2
RKS.R08.0004	ÇEKVALF (SU ALMA TAPASI) - DRAIN VALVE	M22x1.5




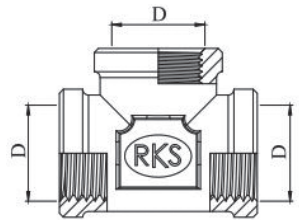
'T' REKOR ORTA ÇIKIŞ HAREKETLİ
FEMALE 'T' FOR PLUG (P5)

KOD	AÇIKLAMA	DİŞ(D)	DİŞ(S)
RKS.R09.0018	'T' REKOR ORTA ÇIKIŞ HAREKETLİ - FEMALE 'T' FOR PLUG (P5)	M12x1.5	P5
RKS.R09.0021	'T' REKOR ORTA ÇIKIŞ HAREKETLİ - FEMALE 'T' FOR PLUG (P5)	M16x1.5	P5



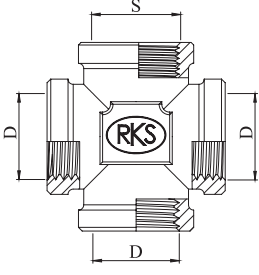
'T' REKOR YAN ÇIKIŞ HAREKETLİ
FEMALE 'T' SIDE FOR PLUG (P5)

KOD	AÇIKLAMA	DİŞ(D)	DİŞ(S)
RKS.R10.0030	'T' REKOR YAN ÇIKIŞ HAREKETLİ-FEMALE 'T' SIDE FOR PLUG (P5)	M12x1.5	P5
RKS.R10.0025	'T' REKOR YAN ÇIKIŞ HAREKETLİ-FEMALE 'T' SIDE FOR PLUG (P5)	M16x1.5	P5



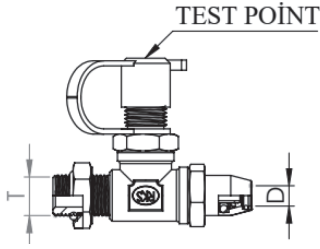
DİŞİ 'T' REKOR
EQUAL FEMALE 'T'

KOD	AÇIKLAMA	DİŞ	
RKS.R12.0010	DİŞİ 'T' REKOR - EQUAL FEMALE 'T'	M12x1.5	
RKS.R12.0009	DİŞİ 'T' REKOR - EQUAL FEMALE 'T'	M16x1.5	



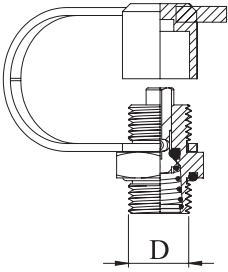
**DÖRT YOLLU KURUVA HAREKETLİ
4 WAY BLOCK FOR PLUG IN (P5)**

KOD	AÇIKLAMA	DİŞ(D)	DİŞ(S)
RKS.R13.0003	DÖRT YOLLU KURUVA HAREKETLİ 4 WAY BLOCK FOR PLUG IN (P5)	M16x1.5	P5



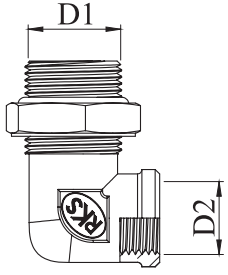
**AYARLANBİLİR YAN ÇIKIŞ 'T' REKOR
ADJUSTABLE TEE FITTING WITH TEST POINT4**

KOD	AÇIKLAMA	DİŞ(D)	HORTUM(Ø)
RKS.R12.0014	AYARLANBİLİR YAN ÇIKIŞ 'T' REKOR ADJUSTABLE TEE FITTING WITH TEST POINT4	M16x1.5	12x9




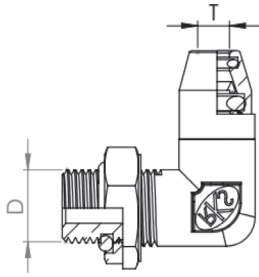
**TEST APARATI
TEST POINT**

KOD	AÇIKLAMA	DİŞ	
RKS.R16.0003	TEST APARATI - TEST POINT	M12x1.5	
RKS.R16.0004	TEST APARATI - TEST POINT	R1/4	
RKS.R16.0001	TEST APARATI - TEST POINT	M16x1.5	
RKS.R16.0002	TEST APARATI - TEST POINT	M22x1.5	
RKS.R16.0005	TEST APARATI - TEST POINT	M12x1.5	



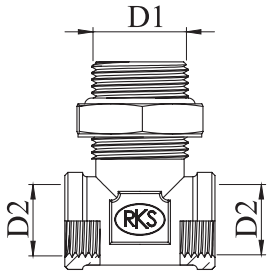
**DİRSEK 90' KONTRALI (SABİT)
90' ELBOW FOR BULKHEAD**

KOD	AÇIKLAMA	DİŞ(D1)	DİŞ(D2)
RKS.R07.0002	DİRSEK 90' KONTRALI - 90' ELBOW FOR BULKHEAD	M12x1.5	M12x1.5
RKS.R07.0003	DİRSEK 90' KONTRALI - 90' ELBOW FOR BULKHEAD	M16x1.5	M12x1.5
RKS.R07.0004	DİRSEK 90' KONTRALI - 90' ELBOW FOR BULKHEAD	M16x1.5	M16x1.5
RKS.R07.0005	DİRSEK 90' KONTRALI - 90' ELBOW FOR BULKHEAD	M22x1.5	M16x1.5
RKS.R07.0006	DİRSEK 90' KONTRALI - 90' ELBOW FOR BULKHEAD	M22x1.5	M22x1.5



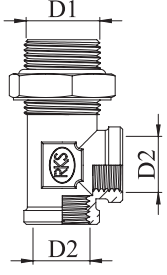
**HORTUM ÇIKIŞLI DİRSEK 90' KONTRALI (SABİT)
90' ELBOW FOR BULKHEAD**

KOD	AÇIKLAMA	DİŞ(D1)	DİŞ(D2)
RKS.R07.0012	HORTUM ÇIKIŞLI DİRSEK 90' KONTRALI 90' ELBOW FOR BULKHEAD	M12x1.5	8x6
RKS.R07.0001	HORTUM ÇIKIŞLI DİRSEK 90' KONTRALI 90' ELBOW FOR BULKHEAD	M16x1.5	8x6




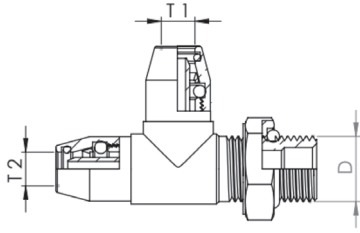
**ORTA ÇIKIŞ 'T' KONTRALI (SABİT)
FIXED 'T' FOR BULKHEAD**

KOD	AÇIKLAMA	DİŞ(D1)	DİŞ(D2)
RKS.R11.0001	ORTA ÇIKIŞ 'T' KONTRALI - FIXED 'T' FOR BULKHEAD	M12x1.5	M12x1.5
RKS.R11.0004	ORTA ÇIKIŞ 'T' KONTRALI - FIXED 'T' FOR BULKHEAD	M16x1.5	M12x1.5
RKS.R11.0002	ORTA ÇIKIŞ 'T' KONTRALI - FIXED 'T' FOR BULKHEAD	M16x1.5	M16x1.5
RKS.R11.0003	ORTA ÇIKIŞ 'T' KONTRALI - FIXED 'T' FOR BULKHEAD	M22x1.5	M16x1.5
RKS.R11.0005	ORTA ÇIKIŞ 'T' KONTRALI - FIXED 'T' FOR BULKHEAD	M22x1.5	M22x1.5




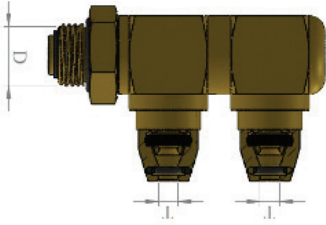
YAN ÇIKIŞ 'T' KONTRALI (SABİT)
FIXED 'T' SIDE FOR BULKHEAD

KOD	AÇIKLAMA	DİŞ(D1)	DİŞ(D2)
RKS.R12.0004	YAN ÇIKIŞ 'T' KONTRALI - FIXED 'T' SIDE FOR BULKHEAD	M12x1.5	M12x1.5
RKS.R12.0001	YAN ÇIKIŞ 'T' KONTRALI - FIXED 'T' SIDE FOR BULKHEAD	M16x1.5	M12x1.5
RKS.R12.0002	YAN ÇIKIŞ 'T' KONTRALI - FIXED 'T' SIDE FOR BULKHEAD	M16x1.5	M16x1.5
RKS.R12.0003	YAN ÇIKIŞ 'T' KONTRALI - FIXED 'T' SIDE FOR BULKHEAD	M22x1.5	M16x1.5
RKS.R12.0005	YAN ÇIKIŞ 'T' KONTRALI - FIXED 'T' SIDE FOR BULKHEAD	M22x1.5	M22x1.5



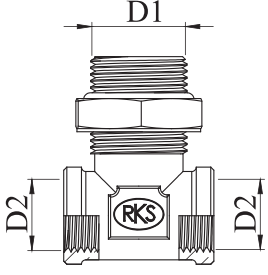
HORTUM ÇIKIŞLI
'T' REKOR KONTRALI
FIXED 'T' SIDE FOR BULKHEAD

KOD	AÇIKLAMA	DİŞ(D)	HORTUM(Ø)
RKS.R12.0008	HORTUM ÇIKIŞLI 'T' REKOR KONTRALI FIXED 'T' SIDE FOR BULKHEAD	M16x1.5	8x6




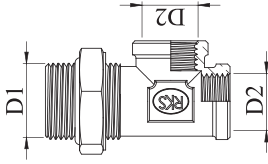
'F' REKOR HAREKETLİ
SWIVEL 'F' FITTING

KOD	AÇIKLAMA	DİŞ	HORTUM(Ø)
RKS.R15.0008	'F' REKOR HAREKETLİ - SWIVEL 'F' FITTING	M16x1.5	8x6
RKS.R15.0009	'F' REKOR HAREKETLİ - SWIVEL 'F' FITTING	M22x1.5	8x6
RKS.R15.0010	'F' REKOR HAREKETLİ - SWIVEL 'F' FITTING	M16x1.5	12x9
RKS.R15.0011	'F' REKOR HAREKETLİ - SWIVEL 'F' FITTING	M22x1.5	12x9
RKS.R15.0012	'F' REKOR HAREKETLİ - SWIVEL 'F' FITTING	M16x1.5	15x12
RKS.R15.0013	'F' REKOR HAREKETLİ - SWIVEL 'F' FITTING	M22x1.5	15x12



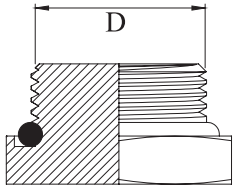
ORTA ÇIKIŞ 'T' REKOR HAREKETLİ
UNION 'T' WITH SOCKET

KOD	AÇIKLAMA	DİŞ(D1)	DİŞ(D2)
RKS.R09.0014	ORTA ÇIKIŞ 'T' REKOR HAREKETLİ UNION 'T' WITH SOCKET	M12x1.5	M12x1.5
RKS.R09.0015	ORTA ÇIKIŞ 'T' REKOR HAREKETLİ UNION 'T' WITH SOCKET	M16x1.5	M12x1.5
RKS.R09.0016	ORTA ÇIKIŞ 'T' REKOR HAREKETLİ UNION 'T' WITH SOCKET	M16x1.5	M16x1.5
RKS.R09.0011	ORTA ÇIKIŞ 'T' REKOR HAREKETLİ UNION 'T' WITH SOCKET	M22x1.5	M12x1.5
RKS.R09.0017	ORTA ÇIKIŞ 'T' REKOR HAREKETLİ UNION 'T' WITH SOCKET	M22x1.5	M16x1.5



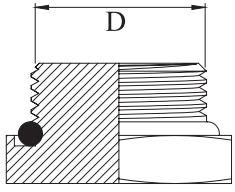
YAN ÇIKIŞ 'T' REKOR HAREKETLİ
UNION 'T' SIDE WITH SOCKET

KOD	AÇIKLAMA	DİŞ(D1)	DİŞ(D2)
RKS.R10.0006	YAN ÇIKIŞ 'T' REKOR HAREKETLİ UNION 'T' SIDE WITH SOCKET	M12x1.5	M12x1.5
RKS.R10.0009	YAN ÇIKIŞ 'T' REKOR HAREKETLİ UNION 'T' SIDE WITH SOCKET	M16x1.5	M12x1.5
RKS.R10.0010	YAN ÇIKIŞ 'T' REKOR HAREKETLİ UNION 'T' SIDE WITH SOCKET	M16x1.5	M16x1.5
RKS.R10.0011	YAN ÇIKIŞ 'T' REKOR HAREKETLİ UNION 'T' SIDE WITH SOCKET	M22x1.5	M12x1.5
RKS.R10.0012	YAN ÇIKIŞ 'T' REKOR HAREKETLİ UNION 'T' SIDE WITH SOCKET	M22x1.5	M16x1.5




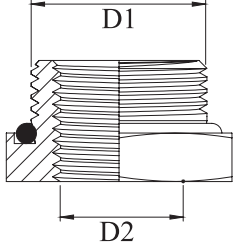
KÖR TAPA (SARI)
BLANKING PLUG

KOD	AÇIKLAMA	DİŞ	
RKS.R17.0001	KÖR TAPA (SARI) - BLANKING PLUG	M12x1.5	
RKS.R17.0005	KÖR TAPA (SARI) - BLANKING PLUG	R1/4	
RKS.R17.0004	KÖR TAPA (SARI) - BLANKING PLUG	M14x1.5	
RKS.R17.0002	KÖR TAPA (SARI) - BLANKING PLUG	M16x1.5	
RKS.R17.0006	KÖR TAPA (SARI) - BLANKING PLUG	R1/2	
RKS.R17.0003	KÖR TAPA (SARI) - BLANKING PLUG	M22x1.5	



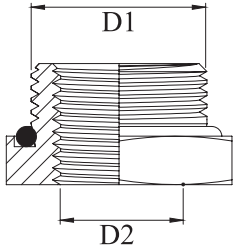
BLANKING PLUG
BLANKING PLUG

KOD	AÇIKLAMA	DİŞ	
TCM.R01.0546	KÖR TAPA (SARI) - BLANKING PLUG	R1/8	
TCM.R01.0481	KÖR TAPA (SARI) - BLANKING PLUG	M12x1.5	
TCM.R01.0511	KÖR TAPA (SARI) - BLANKING PLUG	R1/4	
TCM.R01.0482	KÖR TAPA (SARI) - BLANKING PLUG	M16x1.5	
TCM.R01.0379	KÖR TAPA (SARI) - BLANKING PLUG	R1/2	
TCM.R01.0483	KÖR TAPA (SARI) - BLANKING PLUG	M22x1.5	




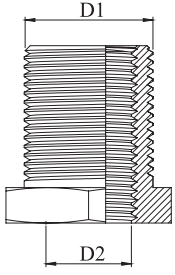
REDÜKSİYON (SARI)
REDUCER ADAPTER

KOD	AÇIKLAMA	DİŞ(D1)	DİŞ(D2)
RKS.R18.0006	REDÜKSİYON - REDUCER ADAPTER	M16x1.5	M12x1.5
RKS.R18.0009	REDÜKSİYON - REDUCER ADAPTER	M16x1.5	R1/4
RKS.R18.0007	REDÜKSİYON - REDUCER ADAPTER	R1/2	M16x1.5
RKS.R18.0010	REDÜKSİYON - REDUCER ADAPTER	M22x1.5	R1/4
RKS.R18.0001	REDÜKSİYON - REDUCER ADAPTER	M22x1.5	M16x1.5



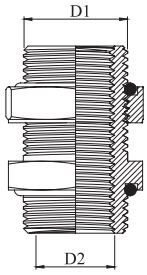
REDÜKSİYON (ÇELİK)
REDUCER ADAPTER

KOD	AÇIKLAMA	DİŞ(D1)	DİŞ(D2)
TCM.R01.0026	REDÜKSİYON - REDUCER ADAPTER	M16x1.5	M12x1.5
TCM.R01.0027	REDÜKSİYON - REDUCER ADAPTER	M16x1.5	R1/4
TCM.R01.0028	REDÜKSİYON - REDUCER ADAPTER	R1/2	M16x1.5
TCM.R01.0527	REDÜKSİYON - REDUCER ADAPTER	M22x1.5	R1/4
TCM.R01.0029	REDÜKSİYON - REDUCER ADAPTER	M22x1.5	M16x1.5
TCM.R01.0030	REDÜKSİYON - REDUCER ADAPTER	M26x1.5	M22x1.5



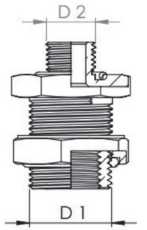
BULKHEAD COUPLING
BULKHEAD COUPLING

KOD	AÇIKLAMA	DİŞ(D1)	DİŞ(D2)
RKS.R19.0002	UZUN REDÜKSİYON - BULKHEAD COUPLING	M18x1.5	M12x1.5
RKS.R19.0001	UZUN REDÜKSİYON - BULKHEAD COUPLING	M22x1.5	M16x1.5



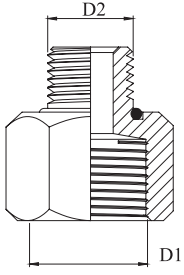
ŞASE REDÜKSİYON (BLOK SIKMALI)
BULKHEAD COUPLING WITH DOUBLE NUT

KOD	AÇIKLAMA	DİŞ(D1)	DİŞ(D2)
RKS.R20.0001	ŞASE REDÜKSİYON (BLOK SIKMALI) BULKHEAD COUPLING WITH DOUBLE NUT	M22x1.5	M16x1.5



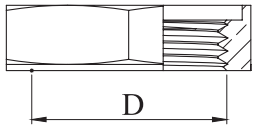
ŞASE REDÜKSİYON (BLOK SIKMALI)
BULKHEAD COUPLING WITH DOUBLE NUT

KOD	AÇIKLAMA	DİŞ(D1)	DİŞ(D2)
RKS.R20.0005	ŞASE REDÜKSİYON (BLOK SIKMALI) BULKHEAD COUPLING WITH DOUBLE NUT	M22x1.5	M16x1.5




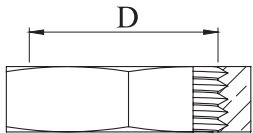
LÜLE ADAPTÖR
REDUCER ADAPTER

KOD	AÇIKLAMA	Diş(D1)	Diş(D2)
TCM.R01.0480	LÜLE ADAPTÖR - REDUCER ADAPTER	M22x1.5	M16x1.5



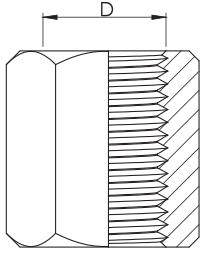
O-RİNG KANALLI KONTRA SOMUN
LOCK NUT WITH O-RING SEAT

KOD	AÇIKLAMA	Diş
RKS.R21.0004	O-RİNG KANALLI KONTRA SOMUN -LOCK NUT WITH O-RING SEAT	M12x1.5
RKS.R21.0005	O-RİNG KANALLI KONTRA SOMUN -LOCK NUT WITH O-RING SEAT	M16x1.5
RKS.R21.0006	O-RİNG KANALLI KONTRA SOMUN -LOCK NUT WITH O-RING SEAT	M22x1.5
RKS.R21.0007	O-RİNG KANALLI KONTRA SOMUN -LOCK NUT WITH O-RING SEAT	M26x1.5





KANALSIZ KONTRA SOMUN
LOCK NUT

KOD	AÇIKLAMA	Diş	
RKS.R21.0002	KANALSIZ KONTRA SOMUN- LOCK NUT	M16x1.5	
RKS.R21.0010	KANALSIZ KONTRA SOMUN- LOCK NUT	M22x1.5	
RKS.R21.0009	KANALSIZ KONTRA SOMUN- LOCK NUT	M24x1.5	
RKS.R21.0011	KANALSIZ KONTRA SOMUN- LOCK NUT	M26x1.5	



**MANŞON
SOCKET JOINT**

KOD	AÇIKLAMA	DİŞ	
RKS.R23.0004	MANŞON - SOCKET JOINT	R1/8	
RKS.R23.0002	MANŞON - SOCKET JOINT	M12x1.5	
RKS.R23.0006	MANŞON - SOCKET JOINT	R1/4	
RKS.R23.0003	MANŞON - SOCKET JOINT	M14x1.5	
RKS.R23.0001	MANŞON - SOCKET JOINT	M16x1.5	
RKS.R23.0005	MANŞON - SOCKET JOINT	M22x1.5	




**ALÜMİNYUM DAĞITICI APARAT
ALUMINIUM DISTRIBUTION BLOCK**

KOD	AÇIKLAMA	DİŞ	OUTLET
TCM.R01.0366	ALÜMİNYUM DAĞITICI APARAT ALUMINIUM DISTRIBUTION BLOCK	M12x1.5	4+4
TCM.R01.0604	ALÜMİNYUM DAĞITICI APARAT ALUMINIUM DISTRIBUTION BLOCK	R1/4	3+3



VOSS 232 REKOR
VOSS 232 COUPLING

KOD	AÇIKLAMA	DİŞ	TYPE
TCM.R01.0685	VOSS 232 REKOR-VOSS 232 COUPLING	M16x1.5	NG8
TCM.R01.0686	VOSS 232 REKOR-VOSS 232 COUPLING	M22x1.5	NG12



VOSS 232 ELBOW
VOSS 232 DİRSEK

KOD	AÇIKLAMA	TYPE	HORTUM(Ø)
TCM.R01.0433	VOSS 232 ELBOW - VOSS 232 DİRSEK	NG8	6x4
TCM.R01.0071	VOSS 232 ELBOW - VOSS 232 DİRSEK	NG8	8x6
TCM.R01.0072	VOSS 232 ELBOW - VOSS 232 DİRSEK	NG8	12x9
TCM.R01.0073	VOSS 232 ELBOW - VOSS 232 DİRSEK	NG12	6x4
TCM.R01.0074	VOSS 232 ELBOW - VOSS 232 DİRSEK	NG12	8x6
TCM.R01.0075	VOSS 232 ELBOW - VOSS 232 DİRSEK	NG12	10x8
TCM.R01.0434	VOSS 232 ELBOW - VOSS 232 DİRSEK	NG12	12x9
TCM.R01.0076	VOSS 232 ELBOW - VOSS 232 DİRSEK	NG12	14x12
TCM.R01.0531	VOSS 232 ELBOW - VOSS 232 DİRSEK	NG12	15x12
TCM.R01.0532	VOSS 232 ELBOW - VOSS 232 DİRSEK	NG12	16x12



REKSAN

Makina Otomotiv San. ve Tic. Ltd. Şti.

📍 Aydınli Mh. Melodi Sk. Bilmo San. Sit.
No: 2 / 10 Tuzla / İstanbul

✉ info@reksanmakina.com.tr

☎ T : 0216 471 41 34
F : 0216 471 41 35

➡ reksanmakina.com.tr
reksanmakina.com.ru